

MJB 250 MA4

Project: _____

Reference: _____

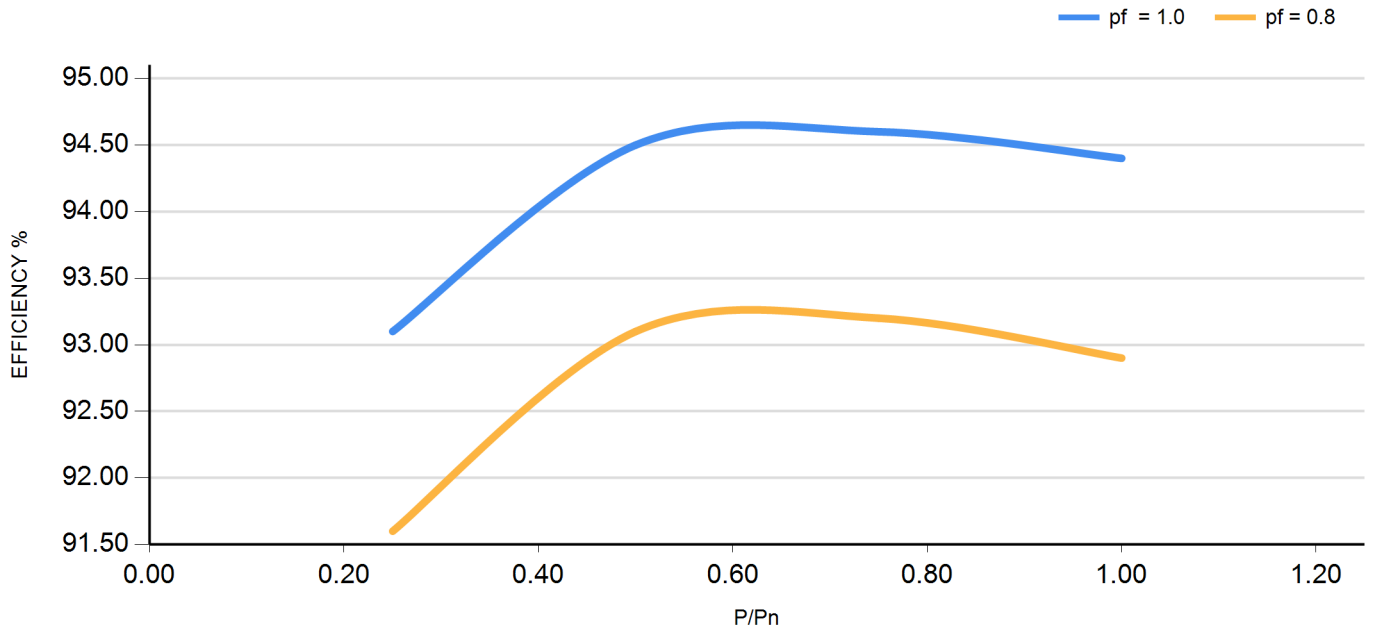
CLASSE DI SOVRATEMPERATURA - TEMPERATURE RISE CLASS	H		
CLASSE DI ISOLAMENTO - INSULATION CLASS	H		
PASSO DI AVVOLGIMENTO - WINDING PITCH	2/3		
FORMA COSTRUTTIVA - MOUNTING	B20		
TEMPERATURA AMBIENTE (°C) - AMBIENT TEMPERATURE (°C)	40		
ALTITUDINE (m s.l.m) - ALTITUDE (m a.s.l.)	1000		
SISTEMA DI RAFFREDDAMENTO - COOLING SYSTEM / PROTEZIONE - PROTECTION DEGREE	IC01 / IP23		
FATTORE DI POTENZA - POWER FACTOR	0.80		
NUMERO DI POLI - NUMBER OF POLES	4		
VELOCITA' NOMINALE (r.p.m.) - RATED SPEED (r.p.m.)	1500		
SOVRAVELOCITA' (r.p.m.) - OVERSPEED (r.p.m.)	2250		
NUMERO DI TERMINALI - NUMBER OF TERMINALS	12		
PESO (kg) - WEIGHT (kg)	Approx. 530		
MOMENTO D'INERZIA (J) (kg*m ²) - INERTIA (J) (kg*m ²)	Approx. 1.41		
TEMPERATURA ACQUA RAFFREDDAMENTO (°C) - COOLING WATER TEMPERATURE (°C)			
PORTATA D'ACQUA (m ³ /h) - WATER FLOW RATE (m ³ /h)			
CADUTA DI PRESSIONE (kPa) - PRESSURE DROP (kPa)			
AUMENTO TEMPERATURA ACQUA (°C) - WATER TEMPERATURE INCREASE (°C)			
TA DI CENTRO STELLA - NEUTRAL POINT CURRENT TRANSFORMER			
CUSCINETTI - BEARINGS			
FREQUENZA - FREQUENCY	Hz	50	
TENSIONE - VOLTAGE	V	400	
CORRENTE NOMINALE - RATED CURRENT	A	238.2	
POTENZA - RATING	kVA	165	
RENDIMENTO - EFFICIENCY - (%)	4/4	94.4	
P.F.= 1.0	3/4	94.6	
	2/4	94.5	
RENDIMENTO - EFFICIENCY - (%)	4/4	92.9	
P.F.= 0.8	3/4	93.2	
	2/4	93.1	
Rapporto di corto circuito - short circuit ratio	SCR	0.43	
reattanza - reactance (%)	sincrona diretta - synchronous direct axis	X _d uns	326
	sincrona in quadratura - synchr. quadrature axis	X _q uns	181
	transitoria diretta - transient direct axis	X' _d sat	28.6
	transitoria in quadratura - transient quadrature axis	X' _q uns	181
	subtransitoria diretta - subtransient direct axis	X'' _d sat	12.0
	subtransitoria in quad. - subtransient quadr. axis	X'' _q sat	13.8
	di sequenza negativa - negative sequence	X ₂ sat	12.9
	di sequenza zero - zero sequence	X ₀ sat	2.8
costanti di tempo - time constants (s)	a vuoto - open circuit	T' _{do}	0.950
	transitoria - transient	T' _d	0.090
	subtransitoria - subtransient	T'' _d	0.010
	unidirezionale - armature	T _a	0.012
Coppia di corto circuito bifase - Phase to Phase short circuit torque	kN*m	13.1	
Coppia di corto circuito trifase - Three phase short circuit torque	kN*m	8.8	

MJB 250 MA4

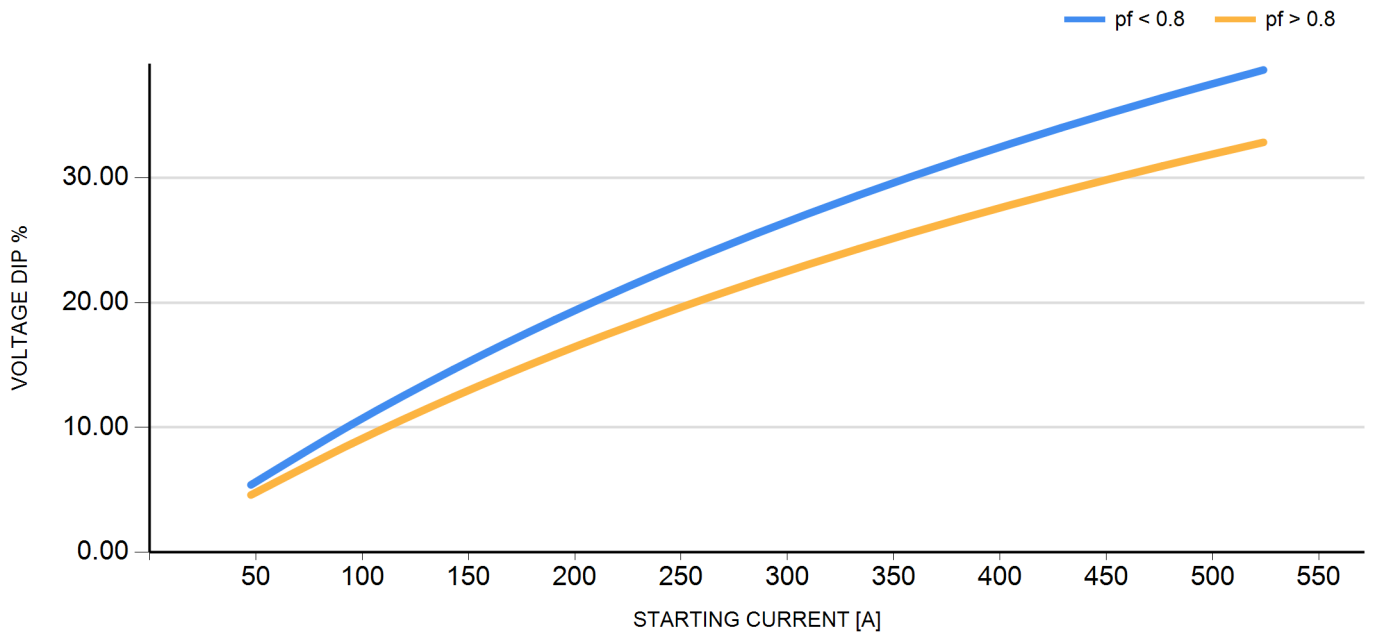
Project: _____

Reference: _____

CURVA DI RENDIMENTO - EFFICIENCY CURVE



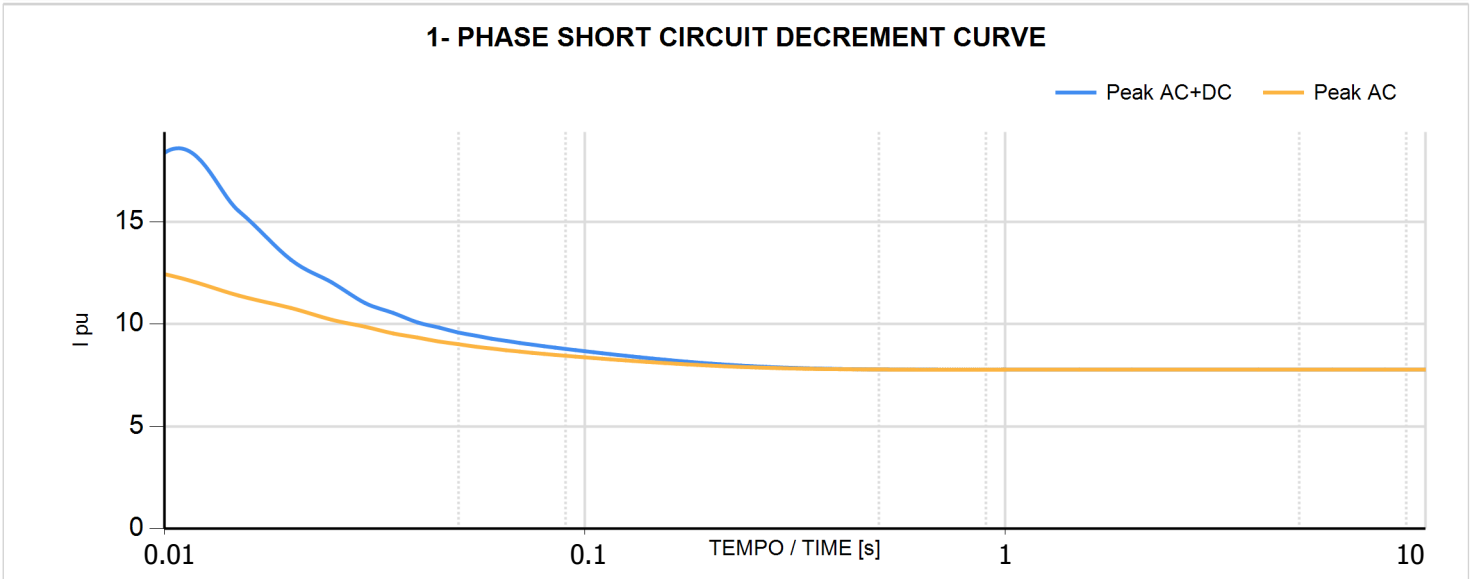
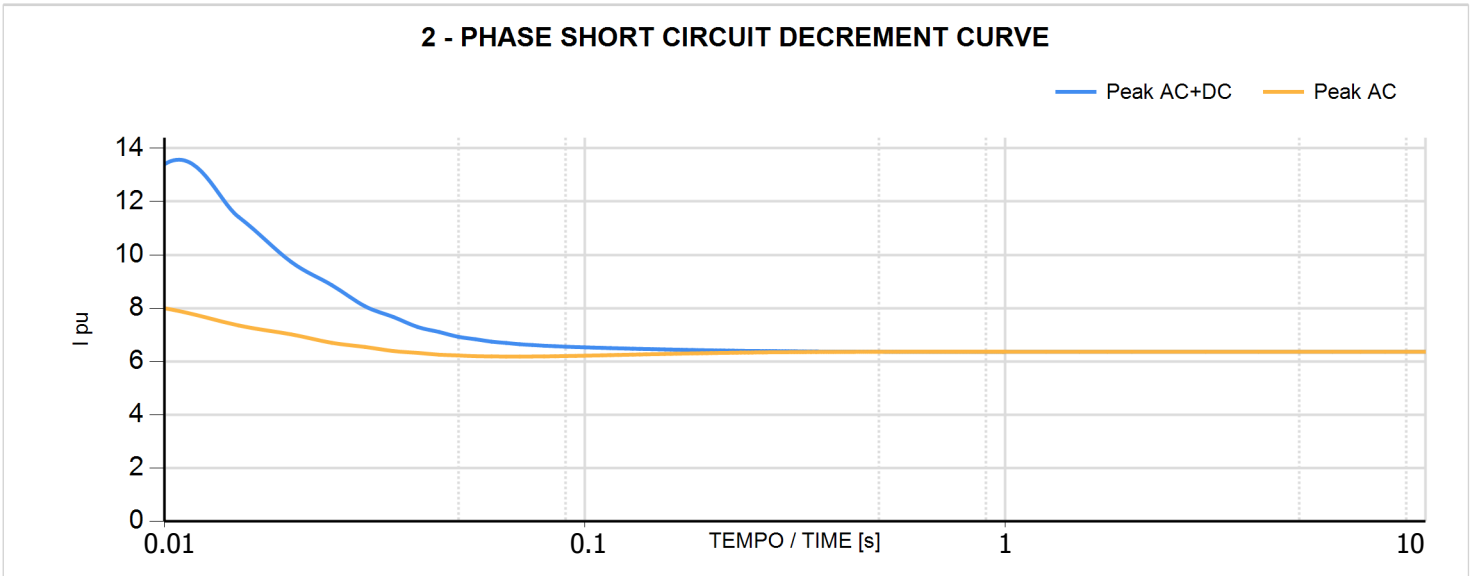
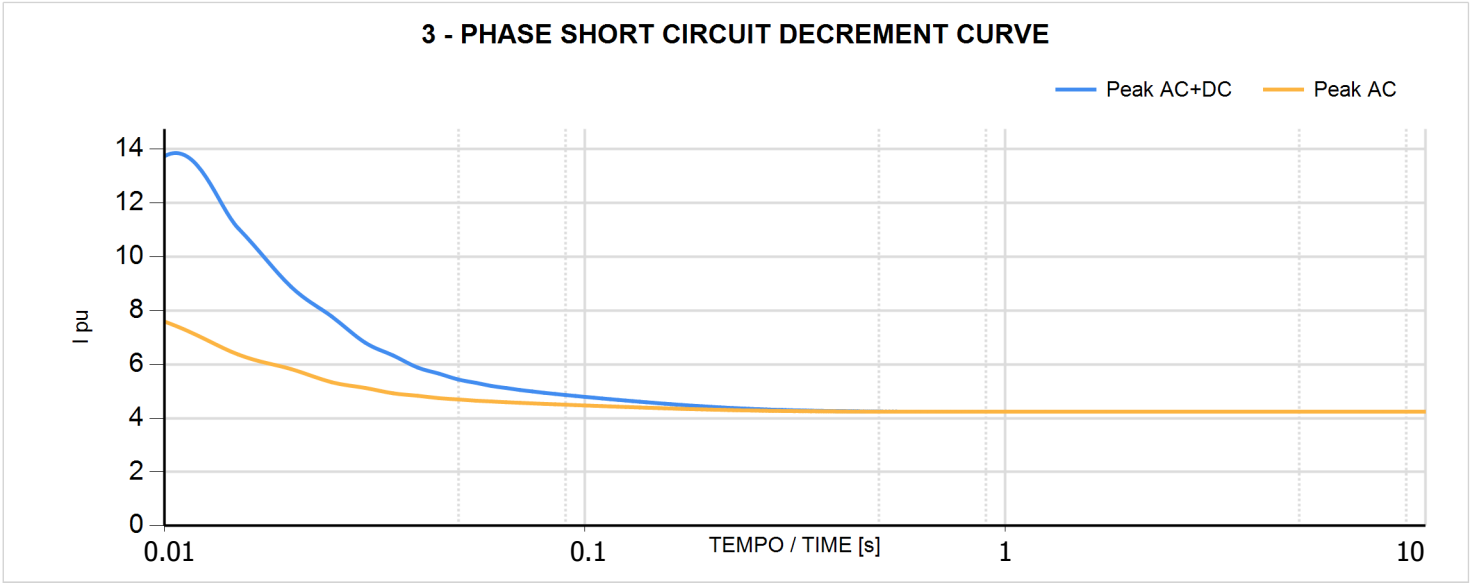
CADUTA DI TENSIONE - VOLTAGE DIP



Project: _____

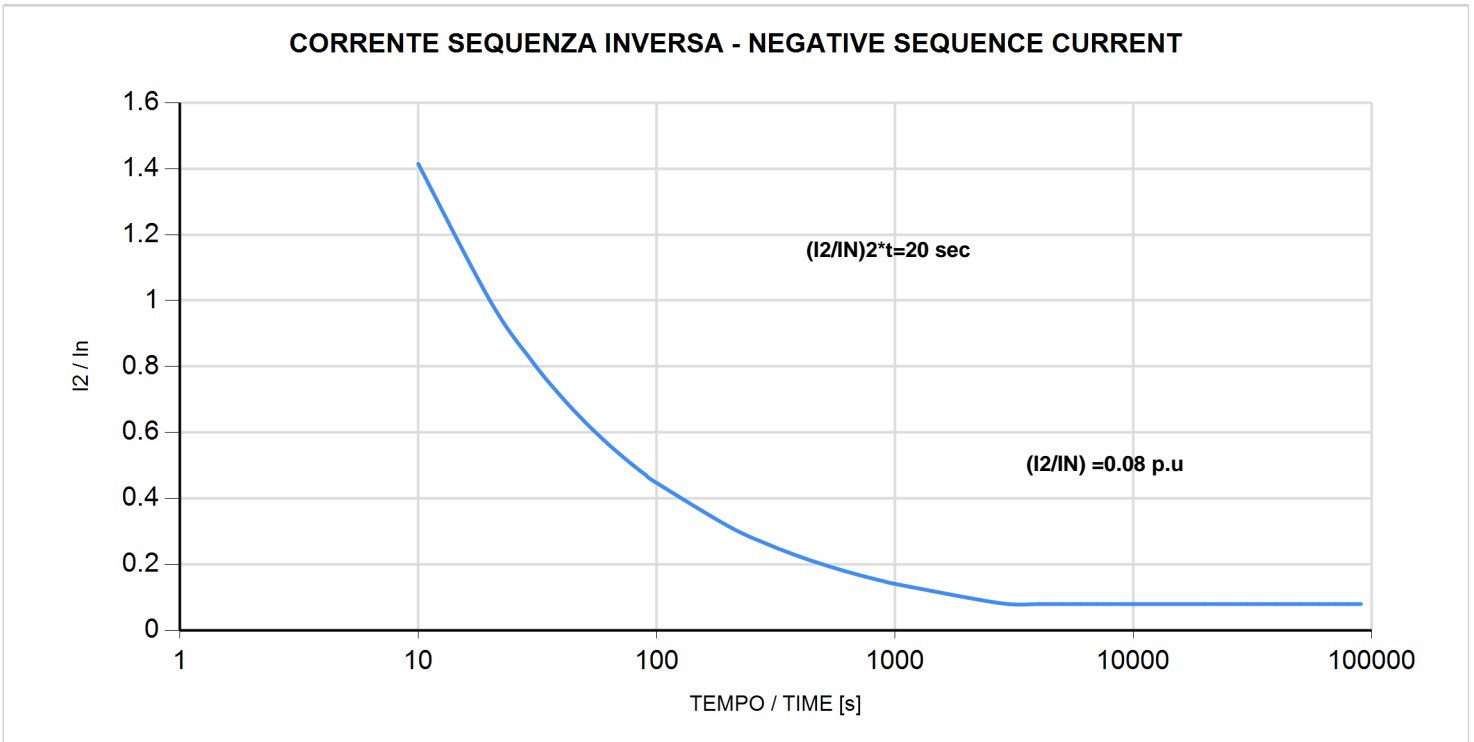
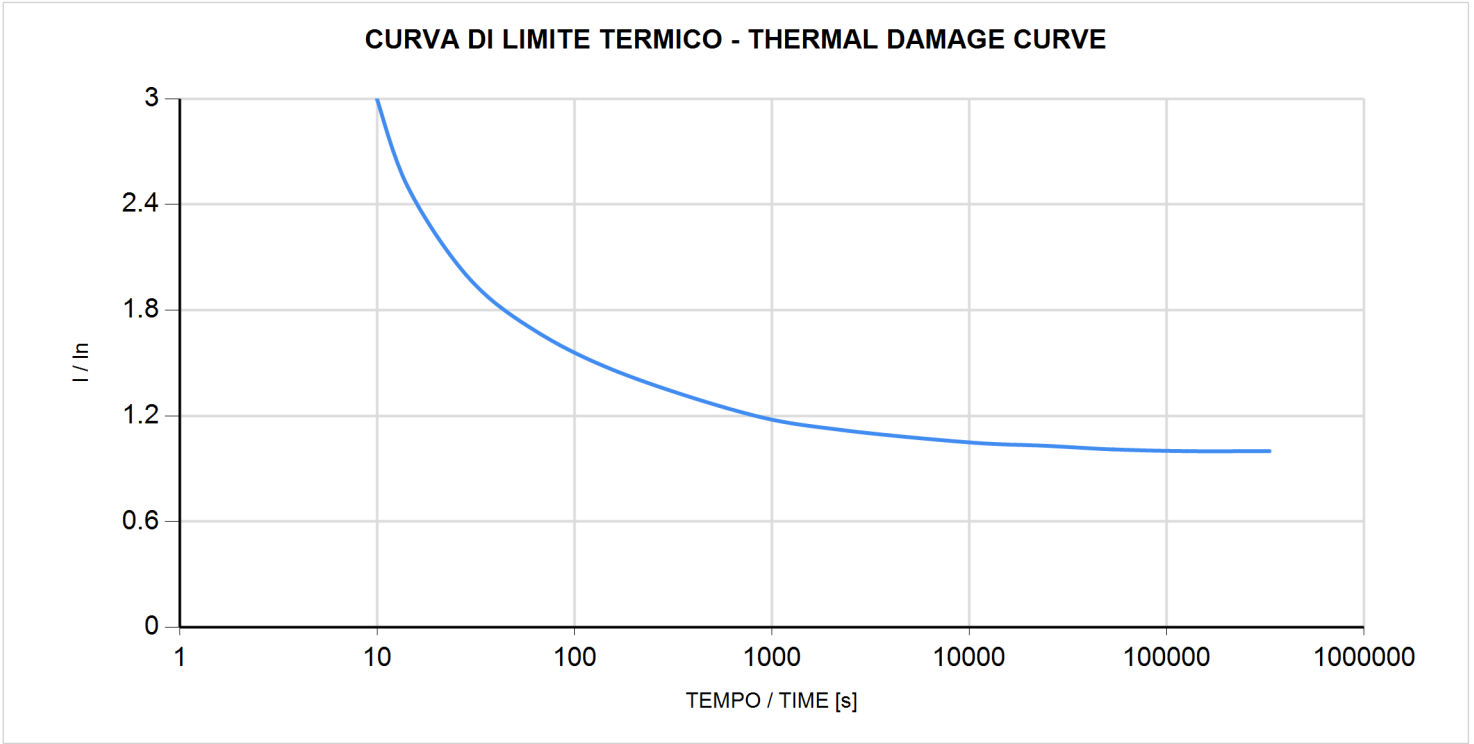
Reference: _____

MJB 250 MA4



MJB 250 MA4

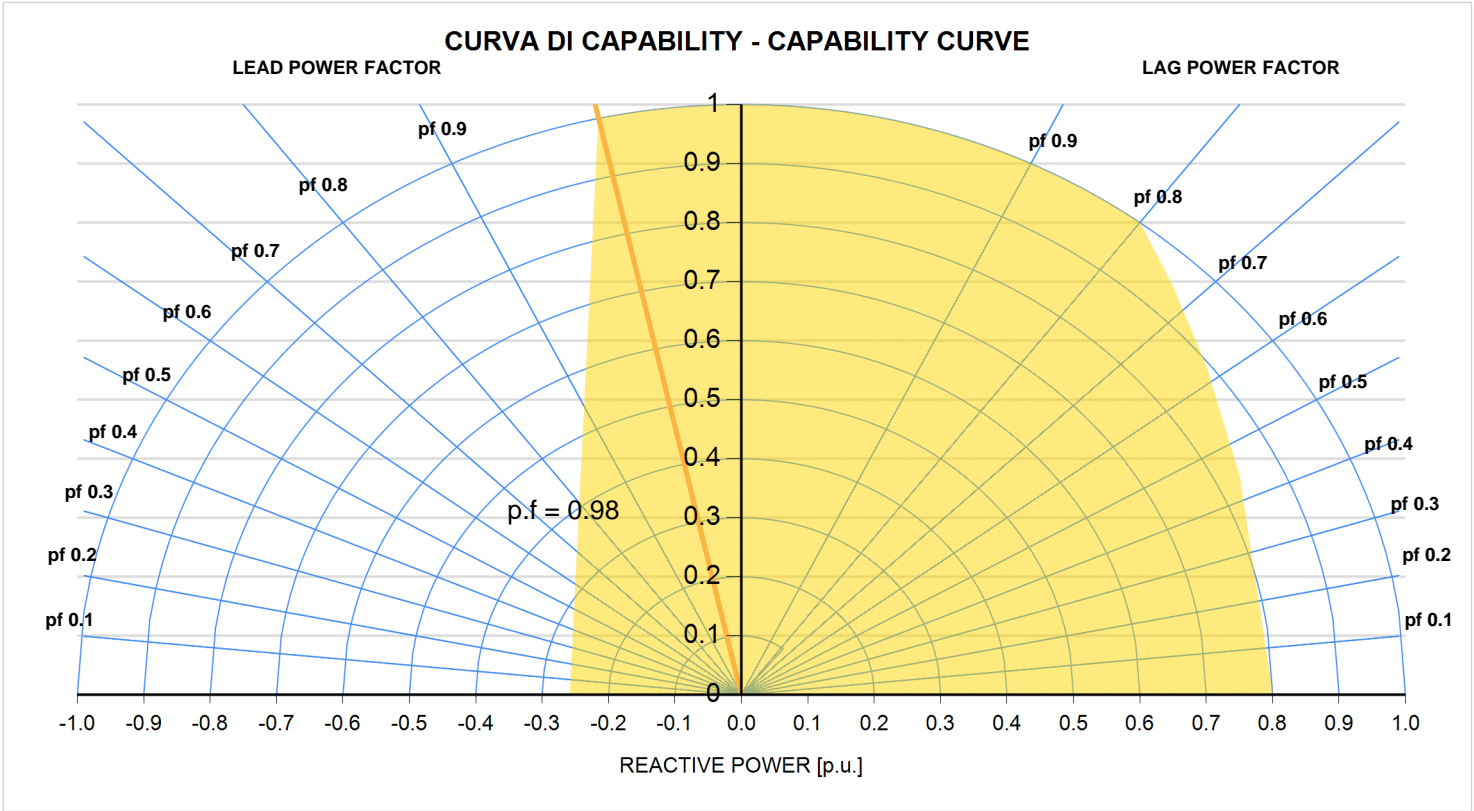
Project: _____
Reference: _____



MJB 250 MA4

Project: _____

Reference: _____



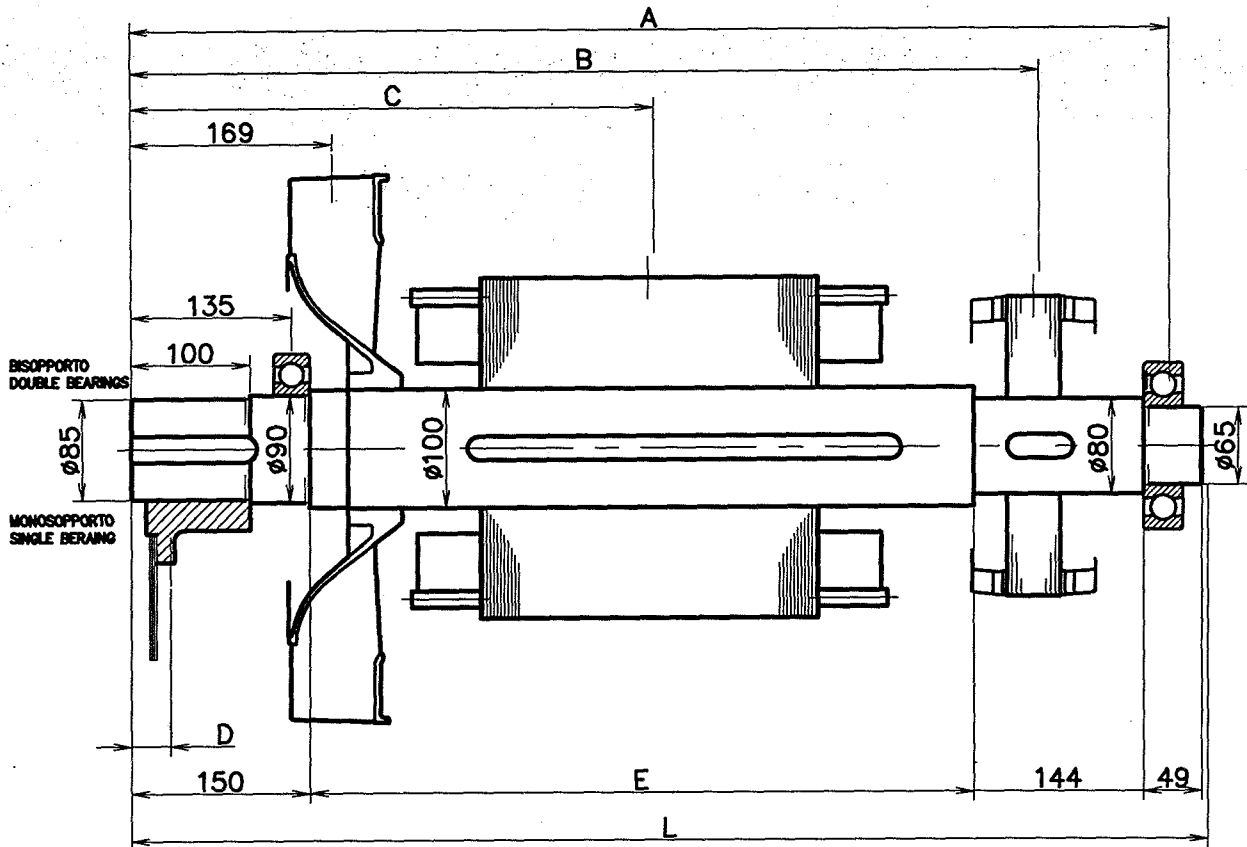
FIRMA	DATA
PELLIZZARI	18.09.03
CONTR./C.UFF.	CONTR.NOR.
PELLIZZARI	18.09.03
PELLIZZARI	18.09.03

Indice	Modifiche	Firma	Data	CONTR./C.UFF.	CONT.NOR.

Indice	Modifiche	Firma	Data	CONTR./C.UFF.	CONT.NOR.
A	MOD. DIM. ESTR. ALBERO	<i>[Signature]</i>	16.11.03		

ELEMENTI PER VERIFICHE TORSIONALI
TORSIONAL ANALYSIS DATA

DIMENSIONI IN mm
DIMENSIONS IN mm



GIUNTO COUPLING	D	kg	J kgm ²
SAE 11 1/2	33	14	0.109
SAE 14	47	16	0.255

1) PER L'ESECUZIONE MONOSUPPORTO
AGGIUNGERE I VALORI DEL GIUNTO PRESCELTO
 $4J=PD^3$

1) FOR SINGLE BEARING BUILD
ADD THE VALUES OF SELECTED COUPLING
 $4J=PD^3$

TIPO TYPE	DIMENSIONI IN mm DIMENSIONS IN mm					VENTOLA FAN		ALBERO SHAFT		RUOTA POLARE MAIN CORE		ROTORE ECC. EXCITER CORE		TOTALE (1) TOTAL (1)	
	A	B	C	E	L	kg	kgm ²	kg	kgm ²	kg	kgm ²	kg	kgm ²	kg	kgm ²
MA4	869.5	759	435	553	901	4.3	0.105	51.7	0.06	112.7	1.167	12	0.078	180.7	1.410
MJB MB4			465							132.7	1.417			200.7	1.660
250 LA4	1004.5	884	490	688	1041			59.7	0.07	151.7	1.610	16	0.104	231.7	1.889
LB4			510							171.7	1.780			251.7	2.059



GENERATORI
GENERATORS

MJB 250
N°4 POLI
N°4 POLES

M00AV411A